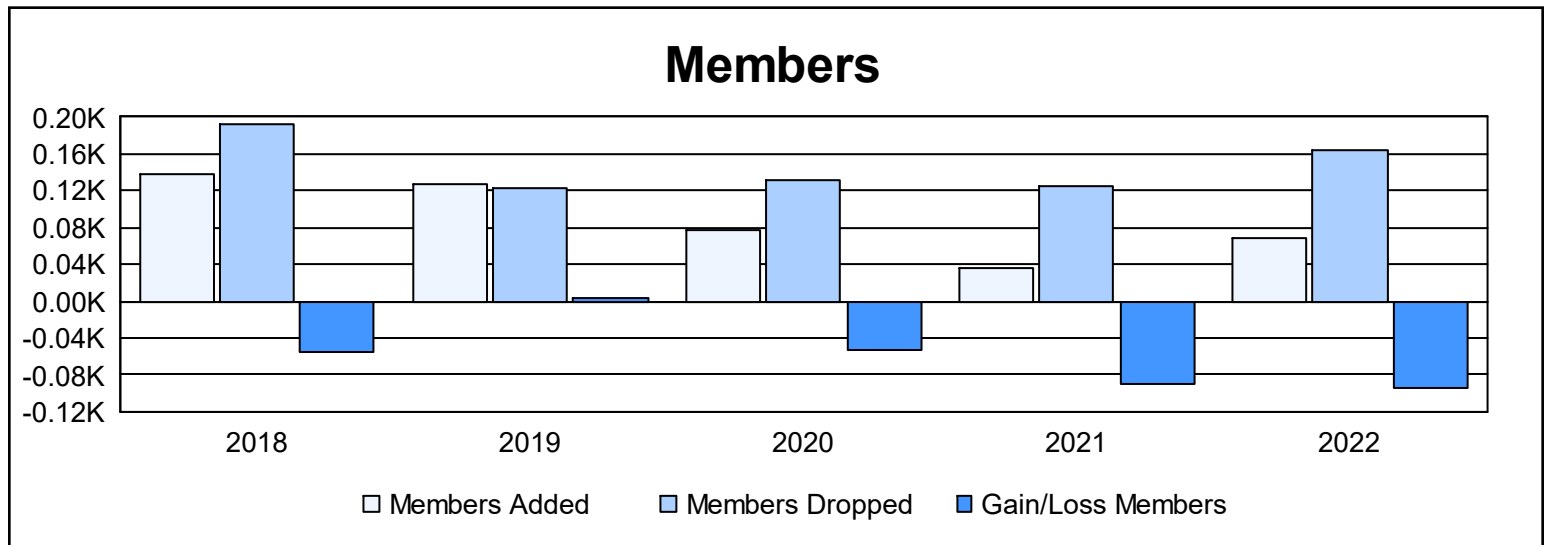
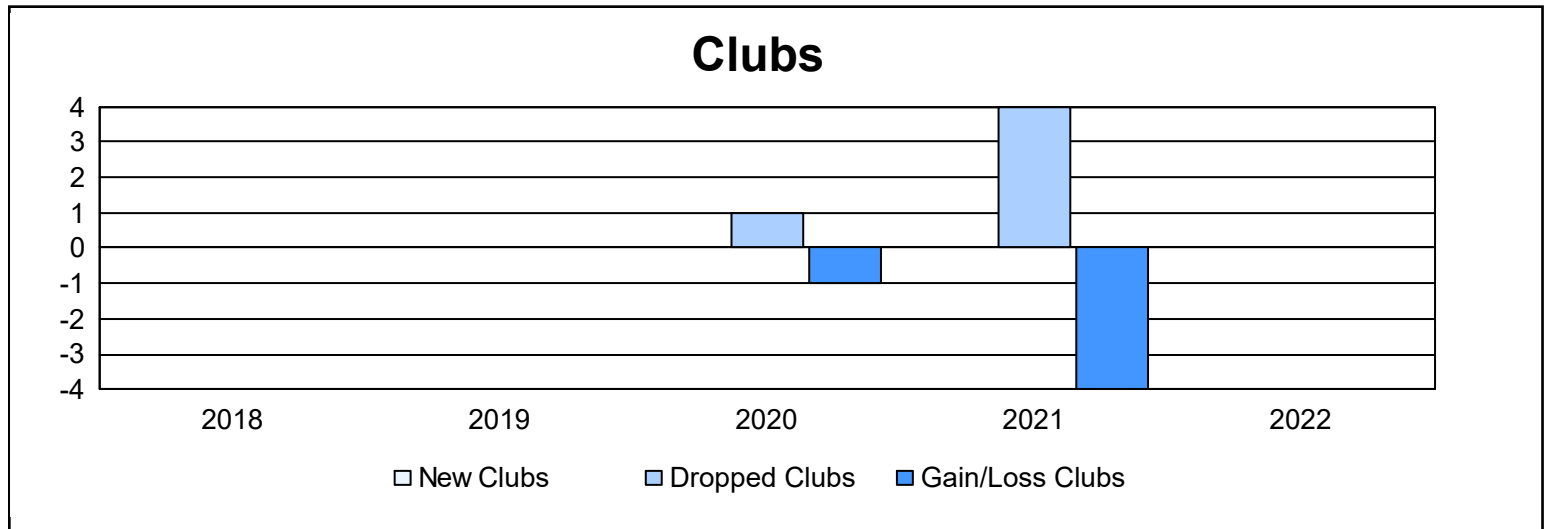
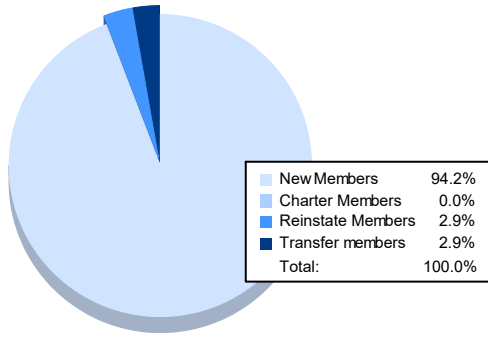


| Year | New Clubs | Dropped Clubs | Gain/ Loss Clubs | New Members | Charter Members | Reinstate Members | Transfer Members | Total Member Added | Total Members Dropped | Gain/ Loss Members |
|----------------|-----------|---------------|------------------|-------------|-----------------|-------------------|------------------|--------------------|-----------------------|--------------------|
| 2017-2018 | 0 | 0 | 0 | 110 | 0 | 8 | 19 | 137 | 192 | -55 |
| 2018-2019 | 0 | 0 | 0 | 106 | 2 | 3 | 16 | 127 | 123 | 4 |
| 2019-2020 | 0 | 1 | -1 | 60 | 0 | 2 | 16 | 78 | 131 | -53 |
| 2020-2021 | 0 | 4 | -4 | 35 | 0 | 1 | 0 | 36 | 125 | -89 |
| 2021-2022 | 0 | 0 | 0 | 65 | 0 | 2 | 2 | 69 | 163 | -94 |
| Average | 0 | 1 | -1 | 75 | 0 | 3 | 11 | 89 | 147 | -57 |



Membership Composition June 2022 Cumulative



Gender Composition June 2022 Cumulative

